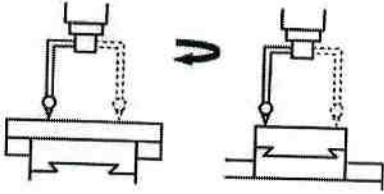
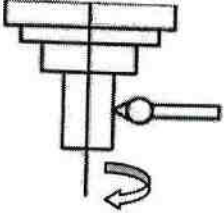
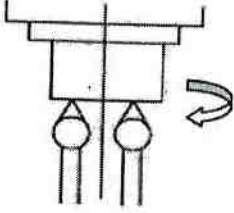


JMD-45ST CNC Accuracy Inspect Record

Serial no: 1402002

Metric Style

No.	ILLUSTRATIONS	TOLERANCE	ACTUAL
1	Z AXIS MOVEMENT SQUARE TO THE TABLE SURFACE. a- Z - X MOVEMENT. b- Z - Y MOVEMENT.	a. 0.02mm IN ANY 300mm	0.006
		b. 0.02mm IN ANY 300mm	0.018
2	X AXIS MOVEMENT SQUARE TO LONGITUDINAL PLATE SURFACE X - Y MOVEMENT.	0.02mm IN ANY 300mm	0.01
3	LONGITUDINAL PARALLELISM TO TABLE TOP SURFACE.	0.02mm IN ANY 300mm	0.01
4	CROSS PARALLELISM TO TABLE TOP SURFACE.	0.04mm IN ANY 300mm	0.016
5	PARALLELISM OF THE TABLE CENTRAL GROOVE IN THE LONGITUDINAL DIRECTION.	0.02mm IN ANY 300mm	0.008
6	THE SPINDLE TAPER HOLE RUNOUT. (WITH TEST BAR)	0.008mm IN NOSE	0.002
		0.02mm IN 300 LENGTH	0.018

7	PERPENDICULARITY OF THE SPINDLE WITH THE TABLE TOP. (SWEEPING)		(R-L) 0.02mm IN DIA.300mm	0.0 /
			(F-B) 0.02mm IN DIA. 300mm	0.0 /
8	THE SPINDLE RUNOUT.		0.01mm	0.005
9	THE SPINDLE RUNOUT. (BOTTOM OF THE NOSE)		0.01mm	0.005